

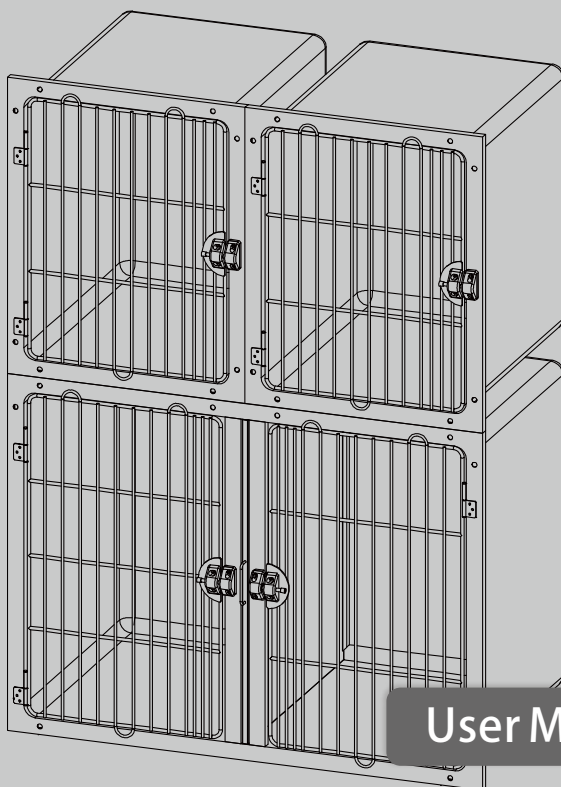


AEOLUS

Professional Stainless Steel Modular Cage with Rounded Corner

KA-509

*New
Generation*



User Manual

Pro *for* Pros

Brief Introduction

Rounded corners and solid walls eliminate areas where germs can grow, leading to a better and more hygienic environment; easy to maintain and keep the space sterilized and clean.

Top grade SUS304 stainless steel material provides a long service life.

Magnetic lock makes it easy to handle a dog and lock the door at the same time.

Strong front door made of 8mm and 6mm stainless steel rods makes for a safe and secure area.

Under the cage are predrilled screw holes for optional casters.

Parts List



1. Large Cage(1)



2. Medium Cage with door(2)



3. Door(2)



4. Middle Strip(1)



5. Connectors(8) and screws

Specification

Dimension: 1180x660x880mm (Large Cage) ; 590x660x730mm(Medium Cage)

Package: 1210x950x930mm (1 Large Cage and 2 Medium Cages)

Net Weight: 45.5kg (Large Cage) ; 22 (Medium Cage)

Gross Weight: 50kg (Large Cage) ; 26kg (Medium Cage)

Package Inspection

The manufacturer is not liable for any damage caused by a third party "Transport or Delivery Company".

The day the unit is delivered, an inspection of the outer packing should be made for any damage to the packing box.

Then the unit should be unpacked carefully; all components, accessories and the table itself should be inspected for any damage or loss.

If any damage is evident, the carrier or dealer should be notified immediately.

Safety Warning

1. Use only as described in this manual. Use only manufacturer's recommended attachments.
2. DO NOT use outdoors or on wet surfaces. DO NOT place the product on an uneven or soft ground.

3. This product is not intended for use by persons (including children) with reduced physical, sensory or mental capabilities, or lack of experience and knowledge, unless they have been given supervision or instruction concerning use of the product by a person responsible for their safety.

Children should be supervised to ensure that they do not play with the product.

4. DO NOT modify, disassemble or repair.

5. Avoid using the product in dusty, vibrating and wet environment and in chemical storage place.

Assembly Instructions

I. Install the middle strip

Put the middle strip on the position shown in Figure 1 and screw up.



Figure 1

II. Connect the units of the cages

The connectors are shown in Figure 2.




Figure 2

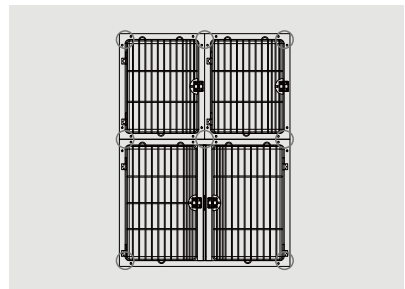


Figure 3

1. Place the connectors onto the positions shown in Figure 3.
2. Screw the connectors to the cage.

III. Door installation

Put a door in position shown in Figure 4 and screw the hinges up.



Figure 4

Operation Instructions

Unlock and lock the door:

Double locking latch (old version)

Lift the vertical latch next to the handle to release the lock automatically. Hold the latch and open the door with the other hand.

Lock the door by pushing the door to force the bar to go up and down. If the bar doesn't move, lift the bar with your hand and release it when the door is in place.

Magnetic Latch (new version)

Pull the handle to unlock and push the door back for automatic locking.

Maintenance

In between usages, the cage should be cleaned with a soft cloth or sponge using a mild cleaning agent.

Service Support

Contact us if you cannot solve your problem with this manual.

Dallas

11307 Indian Trail, Dallas, Texas 75229, USA.

Tel: +1 469 930 6359

Web: www.aeoluspet.com

Sydney

147 Dwyer Road, Leppington NSW 2179, Australia

Tel: +61 2 9606 4520

Singapore

150 South Bridge Road, Singapore 058727

Tel: + 65-6533 6524 / 9633 2734

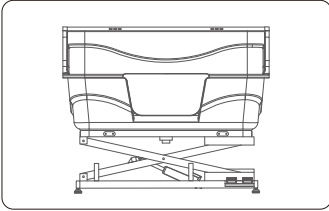
Shanghai

Floor 5, Building 6, No. 675 Zhujin Road, Songjiang District, Shanghai, China.

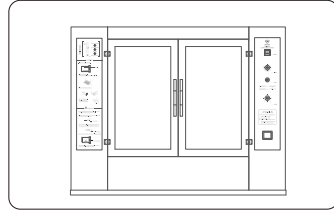
Tel: +86-21-67632060, 67632364

AEOLUS

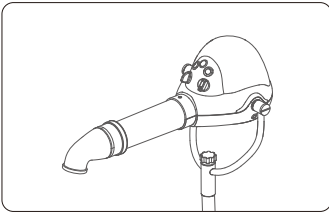
Professional Pet Drying Equipments Supplier



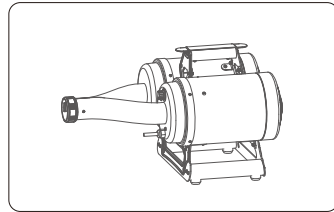
BTF-180
Fiberglass Bathing Tub



TD-907L
Compartment Dryer



TD-906
Ionic Stand Dyer



TD-900CG
GEMINI Parallel Dual Motor Dryer

Distributor Contacts

DALLAS

11307 Indian Trail, Dallas, Texas 75229, USA.
Tel: +1 469 930 6359

SHANGHAI

Floor 5, Building 6, No. 675, Zhujin Road, Songjiang District, Shanghai, China.
Tel: +86-21-67632060, 67632364